

# Constructing Fuzzy Controllers with B-Spline Models

Jianwei Zhang and Alois Knoll

Faculty of Technology, University of Bielefeld, 33501 Bielefeld, Germany

Email: zhang|knoll@techfak.uni-bielefeld.de

## Abstract

*We interpret a type of fuzzy controller as an interpolator of B-spline hypersurfaces. B-spline basis functions of different orders are regarded as a class of membership functions (MFs) with some special properties. These properties lead to several interesting conclusions about fuzzy controllers if such membership functions are employed to specify the linguistic terms of the input variables. We show that by appropriately designing the rule base,  $C^n$ -continuity of the output can be achieved ( $n$  is the order of the B-spline basis functions). The issues of function approximation and heuristic control using such a fuzzy system are also discussed.*

## 1. Introduction

Recently, fuzzy logic control (FLC) has been successfully applied to a wide range of control problems and has demonstrated some advantages, e.g. in efficiency of developing control software, appropriate processing of imprecise sensor data, and real-time characteristics, [9, 12]. However, as pointed out in [3], one obstacle to the wide acceptance for industrial applications is that “it is still not clear how membership functions, defuzzification procedures, ..., contribute, either in combination or as stand-alone factors, to the performance of the FLC”. Two important related issues are:

**Quality of fuzzy controllers.** In practical applications, the smoothness of the controller output is one of the most important design requirements. This applies both to the control of very complex systems such as the speed control of automated trains as well as simple actuators like electrical motors, whose life expectancy directly depends on the smoothness of the controller output. Unfortunately, in general cases, smoothness cannot be guaranteed and is frequently hard to determine for a given controller.

## Guidelines for choosing membership functions.

Up to now, there exist no convincing guidelines for the successful design of fuzzy controllers. In particular this pertains to the choice of a concrete membership function. In various fuzzy control applications, membership functions of triangular or trapezoidal shape are utilised because of the simplicity of specification and the satisfying results. But the question still remains: can the control performance be improved by choosing a certain set of membership functions?

These two issues can be addressed by comparing B-spline models with a fuzzy logic controller. In our previous work [13], we compared splines and a fuzzy controller with *single-input-single-output* (SISO) structures. In this paper, the *multi-input-single-output* (MISO)<sup>1</sup> controller is considered. Periodical non-uniform B-spline basis functions are interpreted as membership functions. Aspects of function approximation and heuristic control are discussed.

## 2. Some Previous Work

### 2.1. Advances in Fuzzy Control

Several authors have shown that fuzzy controllers are universal approximators, [10, 2, 5]. Wang presents a universal approximator by using Gaussian membership functions, product fuzzy conjunction and “centre of average”<sup>2</sup> defuzzification, [10]. Buckley has shown that a modification of Sugeno type fuzzy controllers are universal approximators. Kosko and Dickerson introduced “additive fuzzy systems” to generally describe fuzzy controllers which use the addition of “THEN”-parts of fired rules to determine the crisp output. They then proved that an additive fuzzy system uniformly

---

<sup>1</sup>A MIMO rule base is normally divided into several MISO rule bases.

<sup>2</sup>Synonyms: Takagi-Sugeno IDM (Inference and Defuzzification Method), Tsukamoto-method, “weighted-mean”.

approximates  $f : X \rightarrow Y$  if  $X$  is compact and  $f$  is continuous.

Two successful applications in commercial controller and process control are given in [12], one is the OMRON temperature controller (chapt. 3), the other is a gas-fired water heater (chapt. 12). The membership functions are selected as only triangles, and each pair overlaps. Can these be generalised as design rules? The work in [6] shows that the triangular membership functions with 1/2 overlap level produce the zero value of the reconstruction error. Further questions are: Are there other forms of suitable membership functions? Should the overlap of the fuzzy sets for linguistic terms fulfill certain constraints?

## 2.2. The Popularity of B-Splines

To solve the problem of numerical approximation for smoothing statistical data, ‘‘Basis Splines’’ (B-Splines) were introduced by I. J. Schoenberg [8]. B-splines were used later by R. F. Riesenfeld [7] and W. J. Gordon [4] in CAGD for curve and surface representation. Due to their versatility based on only low-order polynomials and their straightforward computation, B-splines have become more and more popular. Nowadays, B-spline techniques represent one of the most important trends in CAD/CAM areas; they have been extensively applied in modelling free shape curves and surfaces. Recently, splines have also been proposed for neural network modelling and control [1, 11].

Although B-splines have been mainly used in off-line modelling and fuzzy techniques lend themselves to on-line control, some interesting common points can still be found. Our previous paper [13] pointed out that the B-spline basis functions and the membership functions of a linguistic variable are both normalised, overlapping function hulls. Splines and fuzzy controllers possess good interpolation features. The synthesis of a smooth curve with spline functions can easily be associated with the defuzzification process. These points are the main motivation for our work on utilising B-splines to design fuzzy controllers.

## 3. B-Spline Basis Functions vs. Membership Functions

We consider the membership functions which are used in the context of specifying linguistic terms (‘‘values’’ or ‘‘labels’’) of input variables of a fuzzy controller. In the following, basis functions of *Non-Uniform B-Splines* (NUBS) are summarised and compared with the membership functions. We also use *B-functions* for the NUBS basis functions.

## 3.1. NUBS B-Functions

Given a sequence of ordered parameters:  $(x_0, x_1, x_2, \dots, x_m, x_{m+1}, \dots, x_{m+n})$ , the normalised B-functions  $N_{i,n}$  of order  $n$  are defined as:

$$N_{i,n}(x) = \begin{cases} \begin{cases} 1 & \text{for } x_i \leq x < x_{i+1} \\ 0 & \text{otherwise} \end{cases} & \text{if } n = 1 \\ \begin{cases} \frac{x-x_i}{x_{i+n-1}-x_i} N_{i,n-1}(x) \\ + \frac{x_{i+n}-x}{x_{i+n}-x_{i+1}} N_{i+1,n-1}(x) \end{cases} & \text{if } n > 1 \end{cases}$$

with  $i = 0, 1, \dots, m$ .

Three important properties of B-functions are:

- partition of unity:*  $\sum_{i=0}^n N_{i,n}(x) = 1$ ,
- positivity:*  $N_{i,n}(x) \geq 0$  for  $x \in [0, 1]$ ,
- $C^{n-2}$  *continuity:* If the knots  $\{x_i\}$  are pairwise different from each other, then  $N_{i,n}(x) \in C^{n-2}$ , i.e.  $N_{i,n}(x)$  is  $(n-2)$ -times continuously differentiable.

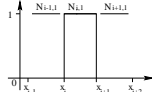
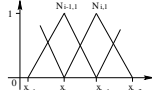


## 3.2. Overview of MFs of B-Function Type

The B-functions are employed to specify the linguistic terms, knots are chosen to be different from each other (periodical model). Visually, the selection of  $n$ , the order of the B-functions determines the following factors of the fuzzy sets for modelling the linguistic terms, Table 1.

## 3.3. Partition of the Input Variable into Support Intervals

It is assumed that linguistic terms are to be used to cover  $[x_0, x_m]$ , the universe of an input variable  $x$  of a fuzzy controller.  $m$  is chosen according to how fine this input variable should be partitioned by considering an appropriate granularity to achieve a trade-off between the precision of the control/approximation and the complexity of the rule base. If we want to use B-functions  $N_{i,n}, i = 1, \dots, m$  as linguistic terms, then first,  $[x_0, x_m]$  is partitioned into  $m$  intervals,  $[x_i, x_{i+1}]$ ,  $x_i \neq x_{i+1}$ ,  $i = 0, \dots, m-1$ , (Fig. 1). In order to maintain the ‘‘partition of unity’’, some more B-functions should be added at the both ends of  $[x_0, x_m]$ . They are called *marginal B-functions* and define the *virtual linguistic terms* in the following.

- Marginal B-functions are to be defined on the left end, which need additional  $n-1$  intervals adjacent  $x_0$ . They are  $[x_i, x_{i+1}]$ ,  $i = -n+1, \dots, -1$ . These intervals may be selected as if they have the same

order $n$	degree	shape	width / overlap
1	0	rectangular 	1
2	1	triangular 	2
3	2	quadratic 	3
4	3	cubic 	4
...	...	...	...

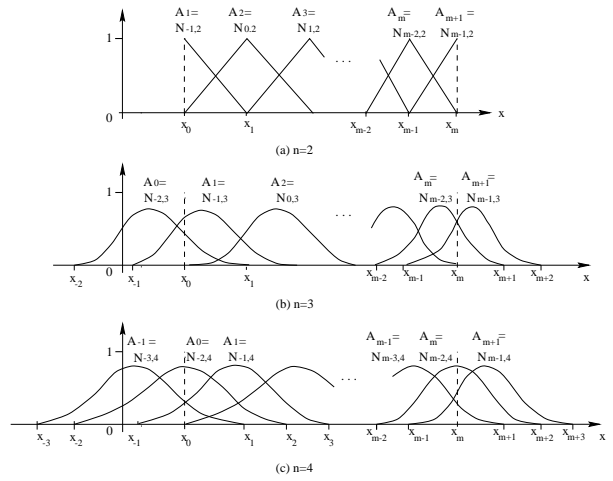
**Table 1. The visual effect of fuzzy sets depends mainly on choosing the order of B-functions**

span as the symmetrical intervals right to  $x_0$ , e.g.  $|x_{-1}x_0| = |x_0x_1|$ , etc.

- Marginal B-functions should be also added on the right end, which need still  $n - 1$  more parameter intervals  $[x_i, x_{i+1}]$ ,  $i = m, \dots, m + n - 1$ . These intervals can also be selected as having the same span as the symmetrical intervals right to  $x_m$ .

In sum, to cover fully the universe  $[x_0, x_m]$  with B-functions:

- $m + 1$  B-functions of order 2,  $N_{-1,2}, \dots, N_{m-1,2}$ , are sequentially labeled as linguistic terms, e.g.  $A_1, A_2, \dots, A_{m+1}$ ;
- $m + 2$  B-functions of order 3,  $N_{-2,3}, \dots, N_{m-1,3}$  which span over  $[x_{-2}, x_{m+2}]$  are sequentially labeled as, e.g.  $A_0, A_1, \dots, A_m, A_{m+1}$ , where  $A_0$  and  $A_{m+1}$  are defined by marginal B-functions  $N_{-2,3}$  and  $N_{m-1,3}$ .
- $m + 3$  B-functions of order 4,  $N_{-3,4}, \dots, N_{m-1,4}$ , which span over  $[x_{-3}, x_{m+3}]$ , are sequentially labeled as, e.g.  $A_{-1}, A_0, A_1, \dots, A_m, A_{m+1}$ , where  $A_{-1}, A_0, A_m, A_{m+1}$  are marginal B-functions.



**Figure 1. Partition the universe into intervals**

- $m + n - 1$  B-functions of order  $n$  span over  $[x_{-n+1}, x_{m+n-1}]$ .

## 4. Construction of the SISO System

Assume that the parameter axis is the input variable  $x$  and  $y$  is an output variable.  $x$  is covered by the B-functions  $N_{i,n}$ . For specifying linguistic terms of  $y$ , the simple fuzzy-singletons  $y_i$  are used.

### 4.1. The Rule Set

We define the *Core Rule Set* (CRS) as *a priori* linguistic rules, which can be described as:

$$CRS = \{Rule(i) : \text{IF } x \text{ is } A_i \text{ THEN } y \text{ is } y_i \mid i = 1, \dots, s\}$$

If virtual linguistic terms appear in the premise, in order to maintain the output continuity at both ends of the real universe of  $x$ , additional rules, called the *Marginal Rule Set* (MRS), are needed to deal with the cases. Marginal rules which contain the left (right) virtual linguistic terms can just use the repeated output value  $y_1$  ( $y_s$ ).

The whole rule set RS is then:  $RS = CRS \cup MRS$ .

### 4.2. Inference and Defuzzification

Given a value  $x$ ,  $x_i < x < x_{i+1}$ , it can be seen from the definition of the B-spline basis functions that  $N_{i,n}(x), N_{i+1,n}(x), \dots, N_{i+n-1,n}(x)$  are greater than zero, i.e. exactly  $n$  rules fire to non zero degree.

If THEN-parts of fired rules are added and the centre average defuzzifier is used, due to the ‘‘partition of

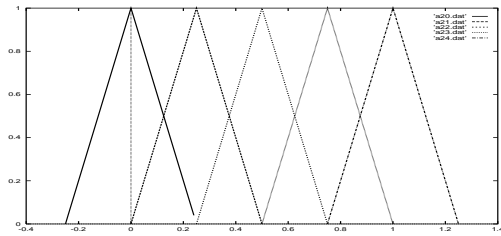
unity” property, the crisp value of the output variable is:

$$y = \frac{\sum_{i=-n+1}^{m+n-1} y_i \cdot N_{i,n}(x)}{\sum_{i=-n+1}^{m+n-1} N_{i,n}(x)} = \sum_{i=-n+1}^{m+n-1} y_i N_{i,n}(x) \quad (1)$$

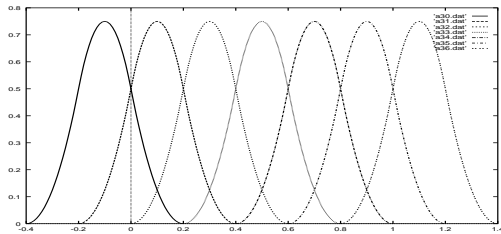
(1) is exactly the NUBS interpolation of one-dimensional data points. As  $x$  varies from  $x_0$  to  $x_m$ ,  $y$  generates a  $(n - 2)$  times continuously differentiable trajectory.

### 4.3. An Example

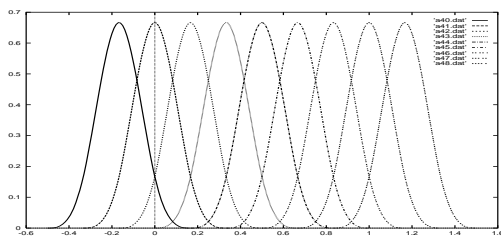
We define a core rule set of 5 rules:  $CRS = \{\text{IF } x \text{ is } A_i \text{ THEN } y \text{ is } y_i, i = 1, \dots, 5\}$ , where  $y_1$  to  $y_5$  are fuzzy singletons with the following values: 0.5, 1.0, 0.3, 0.55, 0.2.



(a) order 2



(b) order 3

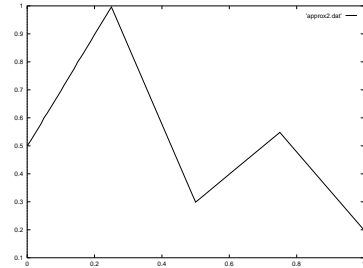


(c) order 4

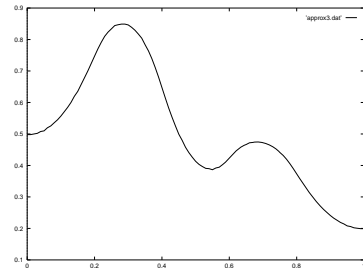
**Figure 2. Membership functions used for the input variable**

Linguistic terms used for input  $x$  are shown in Fig. 2 (a)–(c). For B-functions of order 3, one virtual linguistic term is added at the left and one at right end, while for B-functions of order 4, two virtual linguistic term at the left and two at right end. If the two virtual linguistic terms for the case of order 3 are denoted  $A_0$  and  $A_6$ , two marginal rules can be constructed by copying the output values  $y_1$  and  $y_5$ :  $MRS = \{\text{IF } x \text{ is } A_0 \text{ THEN } y \text{ is } y_1; \text{IF } x \text{ is } A_6 \text{ THEN } y \text{ is } y_5\}$ .

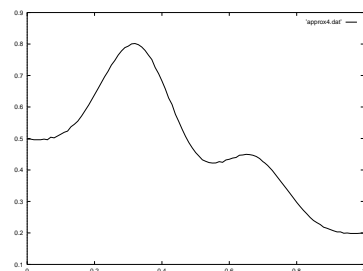
The curves of the output with respect to input are depicted in Fig. 3 (a)–(c). They are (a):  $C^0$ -continuous; (b):  $C^1$ -continuous; (c):  $C^2$ -continuous.



(a) order 2



(b) order 3



(c) order 4

**Figure 3. Output trajectories with respect to the input**

## 5. MISO Fuzzy-Controllers

### 5.1. Two Inputs and One Output

Consider a fuzzy controller with two inputs  $x_1, x_2$  and one output  $y$ .  $x_1$  and  $x_2$  can be independently defined with linguistic terms  $\{A_1, \dots, A_{s_1}\}$  and  $\{B_1, \dots, B_{s_2}\}$ . These linguistic terms are modelled with B-functions of order  $n_1$  and  $n_2$  respectively in the procedures illustrated in 3.3. Similarly to 4.1, the *Core Rule Set* can be represented as follows:

$$CRS = \{Rule(i, j) : \text{IF } x_1 \text{ is } A_i(x_1) \text{ and } x_2 \text{ is } B_j(x_2) \\ \text{THEN } y \text{ is } y_{ij} \mid i = 0, \dots, s_1, j = 0, \dots, s_2\}$$

The marginal rule set (MRS) is used for representing all rules which have the virtual linguistic terms in their premises. Their output values are just copied from that of the nearest core rules.

If the “product” conjunction and the “centre average” defuzzifier are used, the output  $y$  can be represented as:

$$y = \frac{\sum_{i=-n_1+1}^{s_1+n_1-1} \sum_{j=-n_2+1}^{s_2+n_2-1} y_{ij} \cdot N_{i,n_1}(x_1) \cdot N_{j,n_2}(x_2)}{\sum_{i=-n_1+1}^{s_1+n_1-1} \sum_{j=-n_2+1}^{s_2+n_2-1} N_{i,n_1}(x_1) \cdot N_{j,n_2}(x_2)} \quad (2)$$

$$= \sum_{i=-n_1+1}^{s_1+n_1-1} \sum_{j=-n_2+1}^{s_2+n_2-1} y_{ij} \cdot N_{i,n_1}(x_1) \cdot N_{j,n_2}(x_2) \quad (3)$$

(3) can be associated with the definition of a NUBS surface.

### 5.2. Examples

Two input variables  $x_1$  and  $x_2$  are covered with three real linguistic terms, represented by  $\{A_1, A_2, A_3\}$  and  $\{B_1, B_2, B_3\}$ , which denote “low”, “middle” and “high” respectively. A *core rule set* consisting of 9 rules is shown in Fig. 4(a). On output variable  $y$ , fuzzy singletons are defined to represent “VL” (very low), “L” (low), “M” (middle) and “H” (high).

$A_1, A_2, A_3$  and  $B_1, B_2, B_3$  are defined with adjacent uniform B-functions of order 2, 3 and 4, similar to Fig. 2 (a)–(c). If B-functions of order 3 are used, one virtual linguistic term  $A_0$  ( $B_0$ ) is added left-adjacent to  $A_1$  ( $B_1$ ), another  $A_4$  ( $B_4$ ) is added right-adjacent to  $A_3$  ( $B_3$ ). Marginal rules which have  $A_0, A_4, B_0, B_4$  in the premise are assigned with the output singletons of the nearest core rule, Fig. 4 (b). For the case of order 4, two virtual linguistic terms for each input variable are added; the construction of the rule base is illustrated in Fig. 4 (c).

The control space on the relation of  $y$  with  $x_1$  and  $x_2$  is shown in Fig. 5 (a), (b), (c). The continuity of

the three cases is (a):  $y$  is continuous; (b):  $\partial y / \partial x_1$  and  $\partial y / \partial x_2$  are continuous; (f):  $\partial^2 y / \partial x_1^2$  and  $\partial^2 y / \partial x_2^2$  are continuous.

### 5.3. The General MISO Case

Generally, rules with  $q$  conjunctive terms in the premise are given in the following form:

$$\{Rule(i_1, i_2, \dots, i_q) : \text{IF } (x_1 \text{ is } N_{i_1, n_1}(x_1)) \text{ and } (x_2 \text{ is } \\ N_{i_2, n_2}(x_2)) \text{ and } \dots \text{ and } (x_q \text{ is } N_{i_q, n_q}(x_q)) \text{ THEN } y \text{ is } \\ y_{i_1 i_2 \dots i_q}\}$$

Under the same conditions in 5.1, the output  $y$  of a MISO fuzzy controller is:

$$y = \sum_{i_1=-n_1+1}^{s_1+n_1-1} \dots \sum_{i_q=-n_q+1}^{m_q+n_q-1} y_{i_1 i_2 \dots i_q} \prod_{j=1}^q N_{i_j, n_j}(x_j) \quad (4)$$

This is called a *general NUBS hypersurface*. If the B-functions of order  $n_1, n_2, \dots, n_q$  are employed to specify the linguistic terms of the input variables  $x_1, x_2, \dots, x_q$ , it can be guaranteed that the output variable  $y$  is  $(n_j - 2)$  times continuously differentiable with respect to the input variable  $x_j, j = 1, \dots, q$ .

We used this type of fuzzy controller in a mobile robot with a modular rule base. Its 6 Infrared sensors and subgoal points are used as input variables, the “speed” and “steer” as output variables. More results are described in [14].

## 6. Discussions and Conclusions

Some issues related to the construction procedures of a fuzzy controller are:

### Definition of membership functions.

The B-functions are piecewise polynomials. If the parameter intervals are equidistant, the membership functions are then uniform B-functions, which can be explicitly represented as polynomial functions. Coefficients of non-uniform B-functions of any order can be computed by a matrix solution. Therefore, they could easily be included in fuzzy development tools to facilitate the modelling of MFs of such type of controller.

### Choosing control vertices.

Note that  $y_i$  represents also the “control vertices” (de Boor points), which are only identical with the output values for interpolation if the order  $n = 2$  (this agrees with the conclusion in [6]). For  $n > 2$ , control vertices are points near the interpolation point; they “control” the output curve to form a

certain shape inside the convex hull of them. The greater  $n$  is, the bigger the difference between control vertices and interpolation points will be.

Normally when rules are formulated using the “IF-THEN” convention, the singleton values of the output are initialised qualitatively in a manner enabling the controller approximately to reach these values; they can be optimised locally by fine-tuning. For this purpose, various adaptive neural-fuzzy methods can be applied, like [10, 5].

#### Criterion for selecting order $n$ .

Obviously, if  $C^{n-2}$ -continuity is demanded, the order of B-functions should be at least  $n$ . However, a too large value of  $n$  leads to more margin linguistic terms and thus more rules, as well as a larger disparity of control vertices and data points. In most applications,  $C^1$ - or  $C^2$ -continuity is sufficient. Then, B-functions of order 3 and 4 besides these of order 2 with triangular shape could be well suitable for modelling membership functions.

The transformation shown in section 4 and 5 is conceptually important since it provides a quasi construction method for data-approximating using fuzzy controllers. The advantage of the fuzzy control idea over the pure B-spline interpolation lies mainly in its linguistic modelling ability: interpolation data can be prepared using natural language with the help of expert knowledge. Furthermore, the interpolation procedure becomes transparent because it can also be interpreted in fuzzy logic “IF-THEN” form.

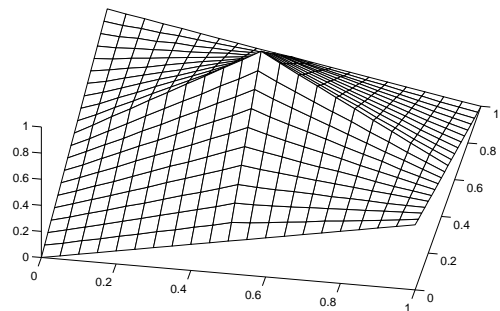
Experiments show the feasibility of such type of fuzzy controllers with B-functions as MFs of input variables, singletons as MFs of output variables, “product” as fuzzy conjunction, centre average as defuzzification method. If the rule table is complete, then by adding certain more marginal rules, the smoothness of the controller output can be reached by selecting the proper order of B-functions.

## References

- [1] M. Brown and C. J. Harris. *Neural networks for modelling and control*, chapter I, pages 17–55. in “Advances in Intelligent Control”, edited by C. J. Harris, Taylor & Franzis, 1994.
- [2] J. J. Buckley and Y. Hayashi. Fuzzy in-out controllers are universal approximators. *Fuzzy Sets and Systems*, 58:273–278, 1993.
- [3] D. Driankov, H. Hellendoorn, and R. Palm. *Some Research Directions in Fuzzy Control*, chapter 11, pages 281–312. in “Theoretical Aspects of Fuzzy Control”, edited by H. T. Nyuen, M. Sugeno, R. Tong, and R. R. Yager, John Wiley & Sons, 1995.
- [4] W. J. Gordon and R. F. Riesenfeld. B-spline curves and surfaces. In R. E. Barnhill and R. F. Riesenfeld, editors, *Computer Aided Geometric Design*. Academic Press, 1974.
- [5] B. Kosko and J. A. Dickerson. *Function Approximation with Additive Fuzzy Systems*, chapter 12, pages 313–347. in “Theoretical Aspects of Fuzzy Control”, edited by H. T. Nyuyen, M. Sugeno and R. R. Yager, John Wiley & Sons, 1995.
- [6] W. Pedrycz. Why triangular membership functions. *Fuzzy Sets and Systems*, 64:21–30, 1994.
- [7] R. F. Riesenfeld. *Applications of B-Spline approximation to geometric problems of computer-aided design*. PhD thesis, Syracuse University, 1973.
- [8] I. J. Schoenberg. Contributions to the problem of approximation of equidistant data by analytic functions. *Quarterly of Applied Mathematics*, 4, 1946.
- [9] T. Terano, K. Asai, and M. Sugeno. *Applied Fuzzy Systems*. AP Professional, 1994.
- [10] L. Wang. *Adaptive Fuzzy Systems and Control*. Prentice Hall, 1994.
- [11] H. W. Werntges. Partition of unity improve neural function approximators. In *Proceedings of IEEE Int. Conf. on Neural Networks, San Francisco*, volume 2, pages 914–918, 1993.
- [12] J. Yen, R. Langari, and L. A. Zadeh. *Industrial Applications of Fuzzy Logic and Intelligent Systems*. IEEE Press, 1994.
- [13] J. Zhang, J. Raczkowsky, and A. Herp. Emulation of spline curves and its application in robot motion control. *Proceedings of IEEE International Conference on Fuzzy Systems, Orlando*, pages 831–836, 1994.
- [14] J. Zhang, F. Wille, and A. Knoll. Modular design of fuzzy controller integrating deliberative and reactive strategies. In *Proceedings of the IEEE International Conference on Robotics and Automation*, 1996.

	$x_2$			
$x_1$		B <sub>1</sub>	B <sub>2</sub>	B <sub>3</sub>
A <sub>1</sub>		VL	L	M
A <sub>2</sub>		L	H	L
A <sub>3</sub>		M	L	VL

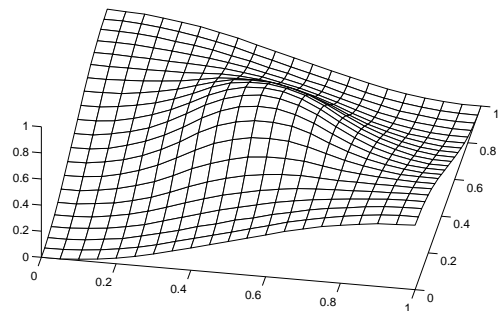
(a) Core rule set for B-functions of order 2



(a) Using order 2

	$x_2$					
$x_1$		B <sub>0</sub>	B <sub>1</sub>	B <sub>2</sub>	B <sub>3</sub>	B <sub>4</sub>
A <sub>0</sub>		VL	VL	L	M	M
A <sub>1</sub>		VL	← VL	L	M	→ M
A <sub>2</sub>		L	← L	H	L	→ L
A <sub>3</sub>		M	← M	L	VL	→ VL
A <sub>4</sub>		M	↓ M	L	VL	↓ VL

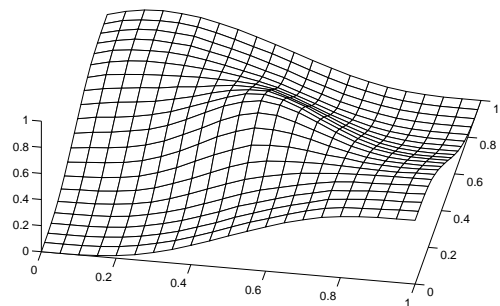
(b) Core and marginal rule set for order 3



(b) Using order 3

	$x_2$							
$x_1$		B <sub>-1</sub>	B <sub>0</sub>	B <sub>1</sub>	B <sub>2</sub>	B <sub>3</sub>	B <sub>4</sub>	B <sub>5</sub>
A <sub>-1</sub>		VL	VL	← VL	L	M	M	→ M
A <sub>0</sub>		VL	← VL	VL	L	M	M	→ M
A <sub>1</sub>		VL	← VL	← VL	L	M	→ M	→ M
A <sub>2</sub>		L	← L	← L	H	L	→ L	→ L
A <sub>3</sub>		M	← M	← M	L	VL	→ VL	→ VL
A <sub>4</sub>		M	← M	↓ M	L	VL	↓ VL	→ VL
A <sub>5</sub>		M	↓ M	↓ M	L	VL	↓ VL	↓ VL

(c) Core and marginal rule set for order 4



(c) Using order 4

Figure 4. Rule bases for MFs of different orders

Figure 5. The rule bases and the control space of an example with 2 inputs / 1 output